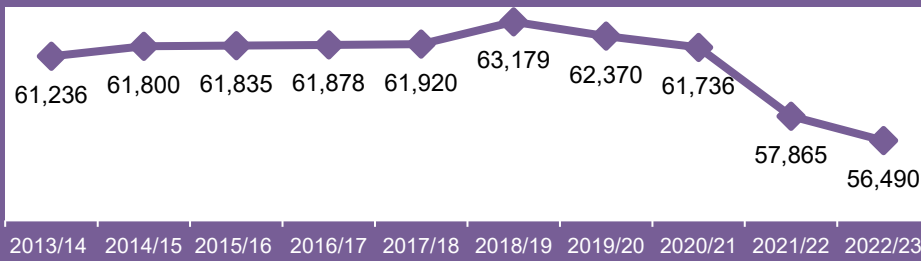


ENROLMENT

Post-Secondary Enrolment Trend 2013/14 to 2022/23



56,490 Students Enrolled
in 2022/23

Undergraduate: **37,805**
Graduate: **5,340**
College: **13,345**

Average University Tuition Fees 2023/24*

\$6,211

\$4,728

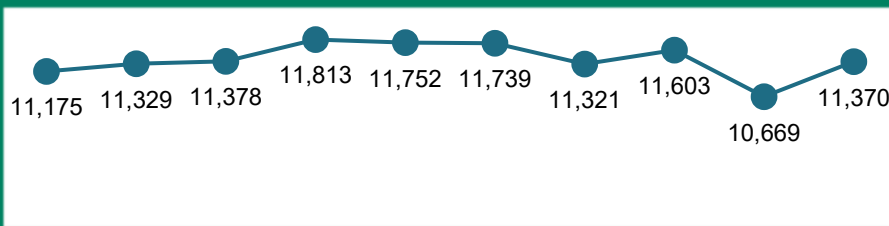
CANADA

MANITOBA

*Undergraduate, domestic, average arts & science tuition
Does not include Territories
Source: Statistics Canada

COMPLETION

Post-Secondary Completion Trend 2013/14 to 2022/23



11,370 Credentials Granted
in 2022/23

Undergraduate **6,841**
Graduate **1,174**
College **3,355**

Average College Tuition Fee in Manitoba 2023/24*

\$4,628

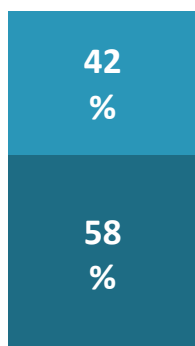
College

*Statistics Canada does not collect college tuition data. As a result, comparison to Canada and other provinces/territories is unavailable.

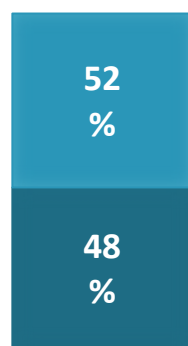
Notes: 1. Red River College Polytechnic implemented a new data methodology starting in 2021/22; exercise caution when comparing enrolment and completion data with previous years due to this change.
2. Data from Manitoba Institute of Trades and Technology for 2022/23, as well as 2021/22 completion data is not yet available.

GENDER

University

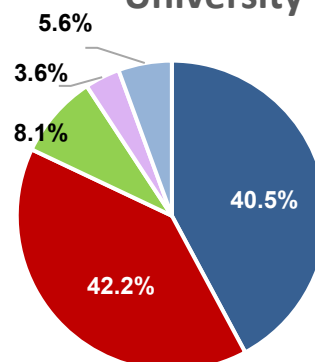


College

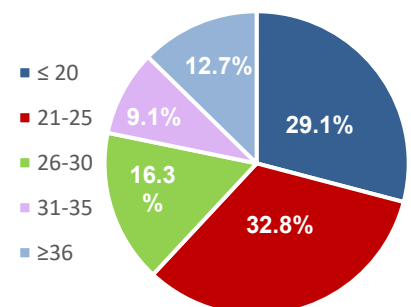


AGE GROUP

University



College



DEMOGRAPHICS 2022/23